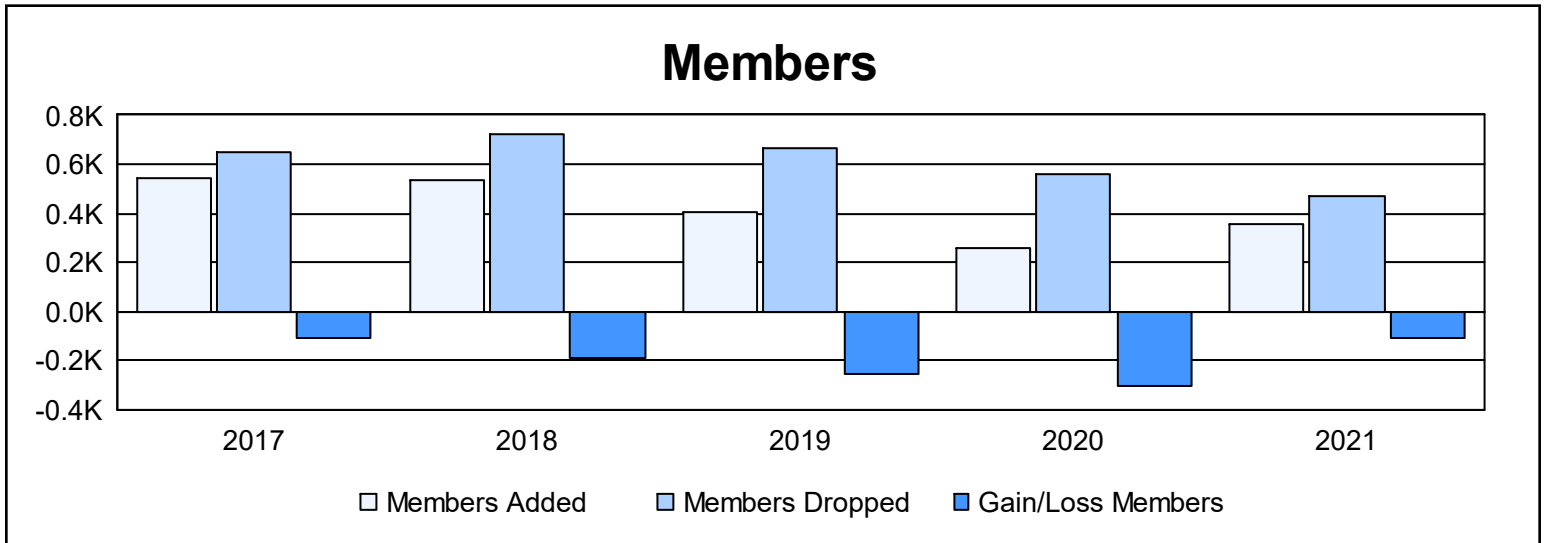
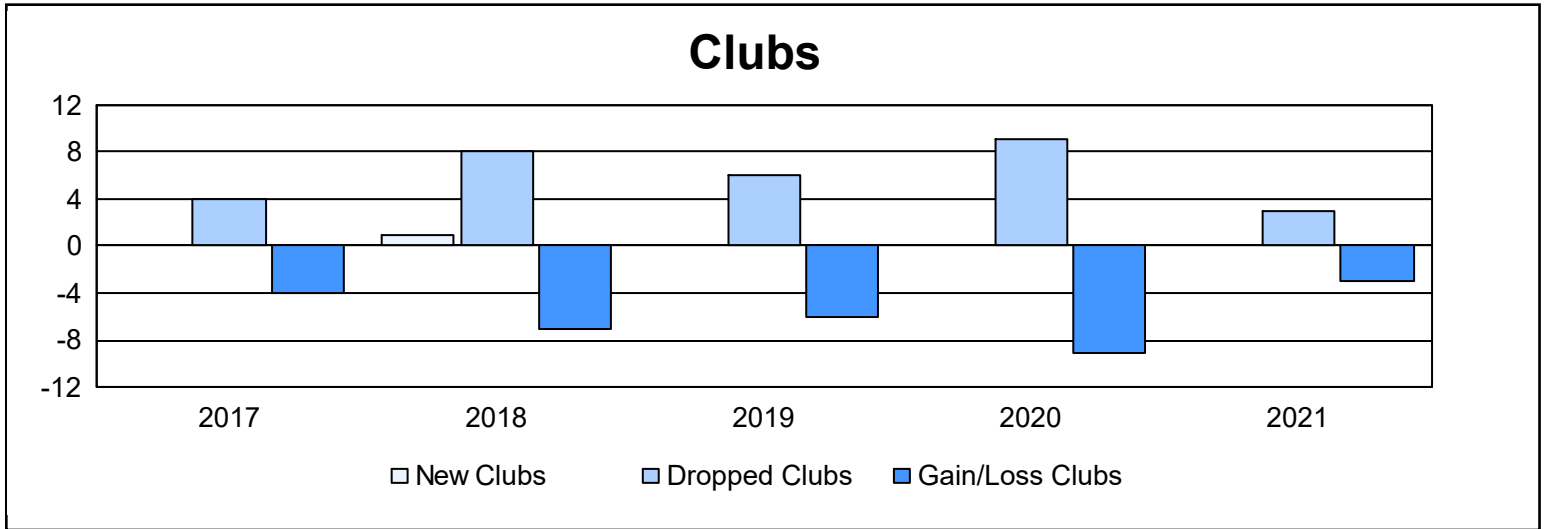


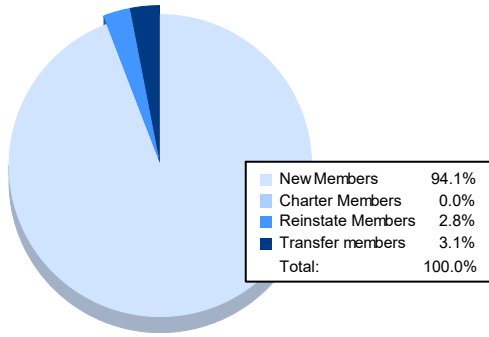
Multiple District 17

As of June 2021 Cumulative

Year	New Clubs	Dropped Clubs	Gain/ Loss Clubs	New Members	Charter Members	Reinstate Members	Transfer Members	Total Member Added	Total Members Dropped	Gain/ Loss Members
2016-2017	0	4	-4	483	1	30	27	541	647	-106
2017-2018	1	8	-7	478	22	14	21	535	723	-188
2018-2019	0	6	-6	353	3	22	30	408	666	-258
2019-2020	0	9	-9	222	0	17	22	261	563	-302
2020-2021	0	3	-3	334	0	10	11	355	467	-112
Average	0	6	-6	374	5	19	22	420	613	-193



Membership Composition June 2021 Cumulative



Gender Composition June 2021 Cumulative

